


## BAS521H

### Small-Signal Switching Diodes



#### Features

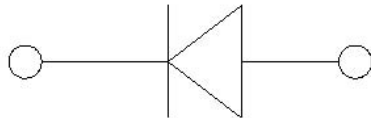
- $V_R$  300V
- $I_{FAV}$  200mA

#### Typical Applications

- Extreme fast switches

#### Mechanical Data

- **Package:** SOD523
- **Terminals:** Tin plated leads, solderable per J-STD-002 and JESD22-B102
- **Polarity:** Cathode line denotes the cathode end
- **Marking:** JS



#### ■ Maximum Ratings (Ta=25°C Unless otherwise specified)

PARAMETER	SYMBOL	UNIT	Conditions	VALUE
Repetitive peak reverse voltage	$V_{RRM}$	V		300
Reverse Voltage	$V_R$	V		300
Non-Repetitive Peak Forward Surge Current	$I_{FSM}$	A	t=8.3ms, Half sine-wave	2
Average forward current	$I_{FAV}$	mA		200
Power dissipation	$P_D$	mW		150
Thermal Resistance Junction to Ambient Air	$R_{thJA}$	°C/W		833
Junction temperature	$T_j$	°C		150
Storage temperature range	$T_{stg}$	°C		-55 to +150

#### ■ Electrical Characteristics (Ta=25°C Unless otherwise specified)

PARAMETER	SYMBOL	UNIT	Conditions	Min	Max
Maximum Forward voltage	$V_F$	V	$I_F=100mA$		1.1
Maximum Reverse current	$I_R$	nA	$V_R=250V$		150
Minimum Breakdown voltage	$V_R$	V	$I_R=100\mu A$	300	
Maximum Diode capacitance	$C_D$	pF	$V_R=0V, f=1MHz$		5
Maximum Reverse recovery time	$t_{rr}$	ns	$I_F=I_R=30mA, R_L=100\Omega, I_{RR}=3mA$		50



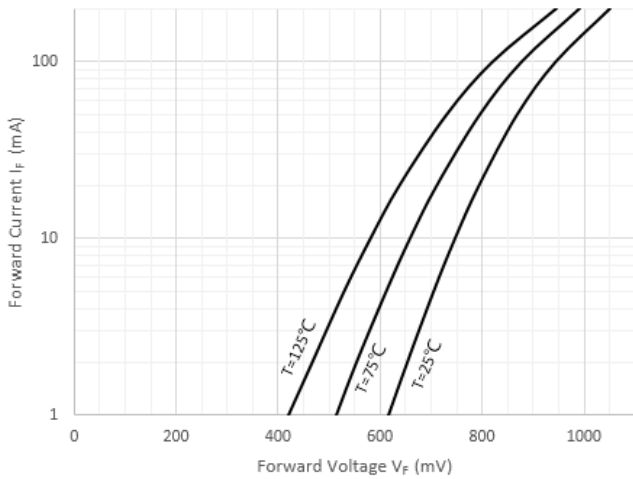
# BAS521H

## Ordering Information (Example)

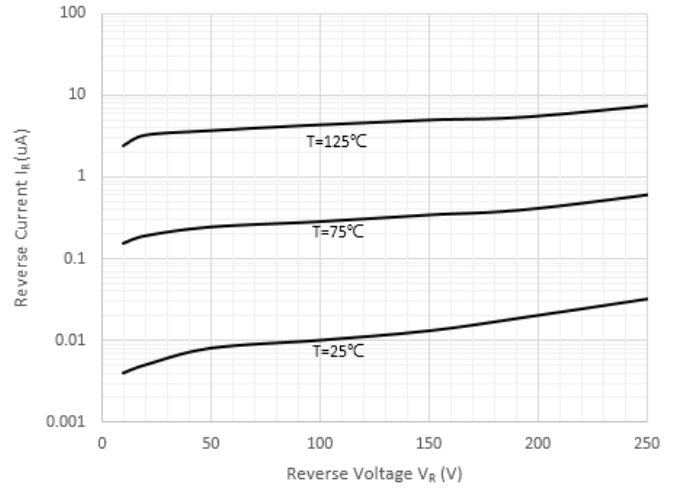
PREFERRED P/N	PACKING CODE	UNIT WEIGHT(g)	MINIMUM PACKAGE(pcs)	INNER BOX QUANTITY(pcs)	OUTER CARTON QUANTITY(pcs)	DELIVERY MODE
BAS521H	F2	Approximate 0.002	8000	80000	320000	7" reel

## Characteristics(Typical)

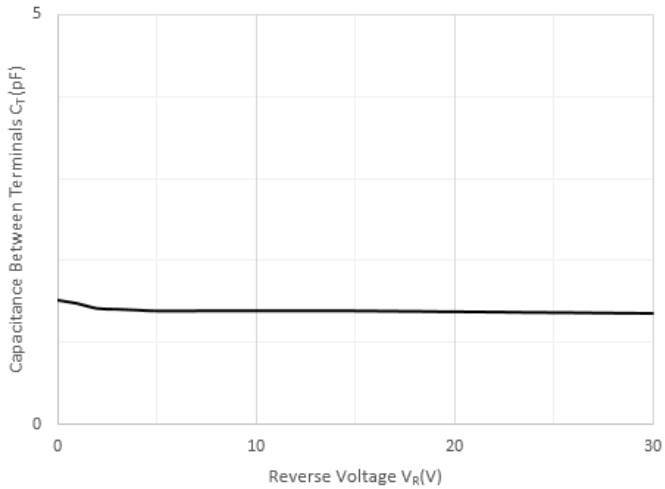
Forward Characteristics



Reverse Characteristics



Capacitance Characteristics

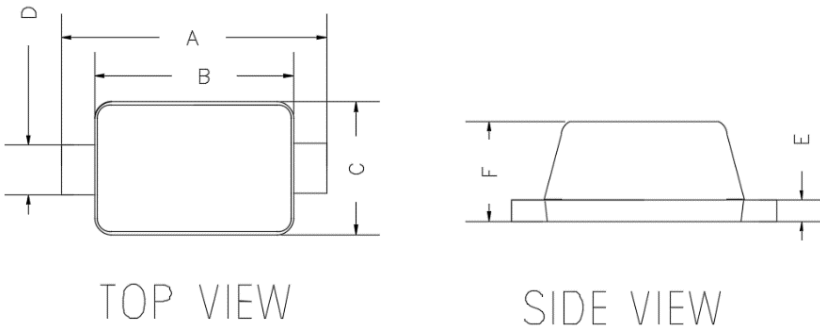




## BAS521H

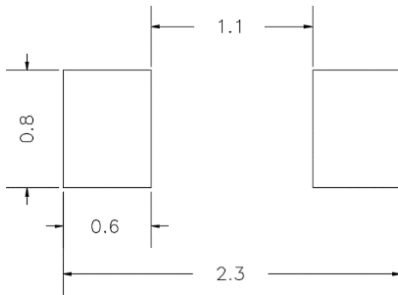
### ■ SOD-523 Package Outline Dimensions

SOD-523



DIMENSIONS				
DIM	INCHES		MM	
	MIN	MAX	MIN	MAX
A	0.059	0.067	1.500	1.700
B	0.043	0.051	1.100	1.300
C	0.028	0.035	0.700	0.900
D	0.010	0.014	0.250	0.350
E	0.002	0.008	0.050	0.200
F	0.020	0.028	0.500	0.700

### ■ SOD-523 Soldering Footprint



UNIT : mm

SUGGESTED SOLDER PAD LAYOUT



## BAS521H

---

### Disclaimer

The information presented in this document is for reference only. Yangzhou Yangjie Electronic Technology Co., Ltd. reserves the right to make changes without notice for the specification of the products displayed herein to improve reliability, function or design or otherwise.

The product listed herein is designed to be used with ordinary electronic equipment or devices, and not designed to be used with equipment or devices which require high level of reliability and the malfunction of which would directly endanger human life (such as medical instruments, transportation equipment, aerospace machinery, nuclear-reactor controllers, fuel controllers and other safety devices), Yangjie or anyone on its behalf, assumes no responsibility or liability for any damages resulting from such improper use of sale.

This publication supersedes & replaces all information previously supplied. For additional information, please visit our website [http:// www.21yangjie.com](http://www.21yangjie.com) , or consult your nearest Yangjie's sales office for further assistance.